



Derivative Insights

12.05.2026



GEOJIT

PEOPLE YOU PROSPER WITH

Option OI Spectrum - Indices

Upcoming Expiry

MONTHLY	NIFTY		BANK NIFTY		SENSEX	
	Calls	Puts	Calls	Puts	Calls	Puts
H'st OI Chg	24000	22800	55000	54500	77000	77000
H'st OI	25000	24000	56000	56000	78000	78000
H'st Vol	25000	24000	55000	55000	77000	77000

WEEKLY	NIFTY		SENSEX	
	Calls	Puts	Calls	Puts
H'st OI Chg	24000	23600	76500	76200
H'st OI	25000	23500	78000	76500
H'st Vol	24000	23900	76500	76500

NIFTY Weekly	12.05.2026
SENSEX Weekly	14.05.2026
BANK NIFTY Monthly	26.05.2026
NIFTY Monthly	26.05.2026
SENSEX Monthly	27.05.2026

Stock Futures in Focus

Future*	Pr Close	Pr % Chg	OI % Chg	Comments
MARICO	843.95	1.26	-2.37	Short Covering
JIOFIN	240.65	-3.73	-2.47	Long Unwinding

Comments:

Nifty weekly contract has the highest open interest at 25000 CE and 23500 PE while monthly contracts have the highest open interest at 25000 CE and 24000 PE. The highest OI addition was seen at 24000 CE and 23600 PE in weekly and at 24000 CE and 22800 PE in monthly contracts. Fills decreased their future index long holdings by 3.59%, increased future index shorts by 3.93% and in index options, 10.83% increase in Call longs, 5.17% increase in Call short, 13.81% increase in Put longs and 3.61% increase in Put shorts.

Index F&O

	NIFTY		BANK NIFTY		SENSEX	
	Last	Chg	Last	Chg	Last	Chg
Near Future	23860	-369	54573	-928	76331	-1349
Discount	44	-8	133	-57	315	-36
Straddle*	699	18	1918	57	1124	-107

FII Activity in Index F&O

	Fut longs	Fut shorts	CE Longs	CE Shorts	PE Longs	PE Shorts
OI % Change	-3.59	3.93	10.83	5.17	13.81	3.61
Open Interest	33374	254343	523725	859256	822482	446661

* Upcoming Expiry

Stock Options

Upmoves Nearing Resistance

Ticker Symbol	CMP	Call strike
BAJAJ-AUTO	10595.5	10600
SRF	2798.5	2800
NUVAMA	1598.8	1600
PAYTM	1196.6	1200
GRASIM	2984	3000

These stocks have shown uptrend, but await break of key resistance as indicated by the strike with the highest CE OI.

Consolidation Underway

Ticker Symbol	CMP	CE Strike	PE Strike	% Range
BHEL	401.35	400	300	24.92
BPCL	294.45	350	280	23.77
ABB	6387.5	8000	6500	23.48
RBLBANK	337.5	375	300	22.22
BSE	3918	4300	3500	20.42

These stocks are undergoing consolidation, unable to break beyond previous congestion points, as indicated by the CE and PE strikes with the highest OI. Given the distance between the key CE and PE strikes, upmoves/downmoves may take time to gain momentum.

Upside Breakout Underway

Ticker Symbol	CMP	Call strike
COFORGE	1375.2	1200
ADANIGREEN	1387.7	1300
HDFCLIFE	622.7	600
MFSL	1695.5	1640
SOLARINDS	16263	16000

These stocks have shown uptrend, and have just broken above resistance as indicated by the strike with the highest CE OI.

Downmoves Nearing Support

Ticker Symbol	CMP	Put strike
ADANIEN	2500.2	2500
CROMPTON	290.15	290
MPHASIS	2201.2	2200
BDL	1401.3	1400
SIEMENS	3605.6	3600

Downtrend may have started for these stocks, but await break of support as indicated by the strike with the highest PE OI.

Narrow Range

Ticker Symbol	CMP	CE Strike	PE Strike	% Range
ICICIPRULI	565.6	570	560	1.77
PATANJALI	454.15	500	490	2.20
MFSL	1695.5	1640	1600	2.36
HDFCLIFE	622.7	600	615	2.41
INDUSTOWER	410.65	410	400	2.44

These stocks are undergoing consolidation, in a narrow trading range as indicated by the strikes with the highest CE and PE OI. Potential candidates for buying straddles/strangles in anticipation of breakout.

Downside Breakout Underway

Ticker Symbol	CMP	Put strike
AMBUJACEM	436.2	520
GAIL	162.51	192
IEX	130.71	150
UNITDSPR	1266.1	1400
UNIONBANK	163.81	180

These stocks have shown downtrend, and have just broken below support as indicated by the strike with the highest PE OI, pointing to more downsides.

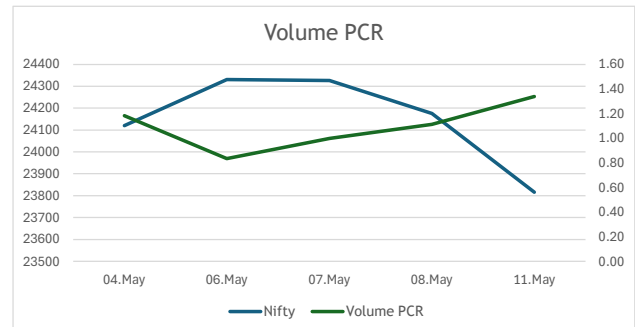
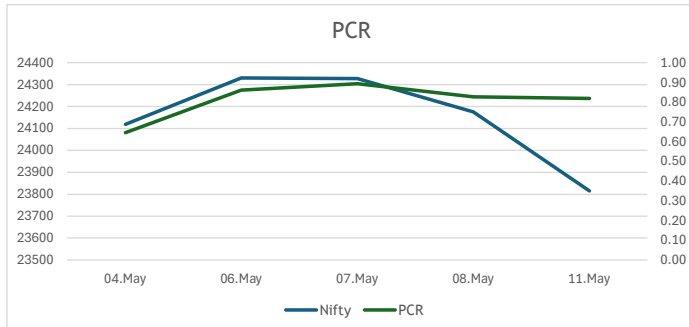
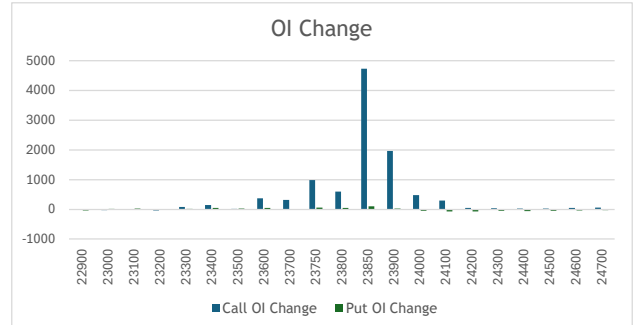
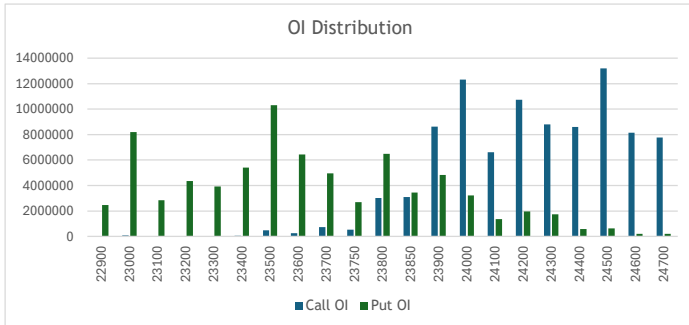
Stock Futures

Long buildup			Short covering			Short buildup			Long unwinding		
Scripcode	Prc%	OI%	Scripcode	Prc%	OI%	Scripcode	Prc%	OI%	Scripcode	Prc%	OI%
TATACONSUM	7.62	10.89	IDEA	8.41	-3.62	SWIGGY	-6.54	1.02	KALYANKJIL	-9.39	-1.85
HYUNDAI	5.91	1.35	LAURUSLABS	2.91	-1.86	SIEMENS	-6.03	4.66	ABB	-9.26	-5.75
UPL	3.62	3.33	MARICO	1.26	-2.37	LUPIN	-5.42	0.89	TITAN	-7.00	-2.19
BANKINDIA	3.16	2.78	HINDUNILVR	0.72	-1.19	NBCC	-5.31	1.23	MAZDOCK	-3.84	-2.27
MCX	2.91	1.21	SBILIFE	0.64	-1.23	INDIGO	-4.83	1.59	CANBK	-3.76	-3.44
BIOCON	2.72	7.00	SOLARINDS	0.64	-0.06	ASHOKLEY	-4.58	1.89	JIOFIN	-3.73	-2.47
SONACOMS	2.59	4.40	SRF	0.63	-1.65	SBIN	-4.38	1.68	INOXWIND	-3.66	-1.06
TORNTPHARM	2.40	2.00	PAYTM	0.61	-1.97	ETERNAL	-4.35	1.10	MANAPPURAM	-3.42	-1.90
MAXHEALTH	2.25	0.51	ALKEM	0.55	-1.15	GODREJPROP	-4.14	0.74	PRESTIGE	-3.35	-2.25

NIFTY Expiry Insights

CALL						PUT									
OI Advance			OI Decline			Most Active		OI Advance			OI Decline			Most Active	
Strike	OI	OI Chg	Strike	OI	OI Chg	Strike	Volume	Strike	OI	OI Chg	Strike	OI	OI Chg	Strike	Volume
24000	12316785	10187580	25500	8216390	-3407040	24000	8468698	23600	6437210	2187510	24200	1967095	-4588870	23900	9740966
23900	8623355	8205600	25600	2022605	-3246815	23900	6123048	23500	10304255	2111655	24000	3216720	-4027530	23800	6926594
25000	15218190	6231550	26000	3776565	-2478710	23950	5228907	23800	6488950	1977755	24100	1378260	-2652975	23850	5382699
23950	5325450	5119855	25700	1543490	-2190695	24100	4130769	23400	5423275	1871350	24150	584350	-1784250	23950	5198801
24100	6602830	4923295	25200	4766385	-1798745	24200	4046922	23850	3447080	1761305	24300	1744665	-1584700	24000	4956270

Option Spectrum												
Call						Put						
Comments	Volume	Price	OI	OI%Chg	Price%	Strike	Price%	OI%Chg	OI	Price	Volume	Comments
Long Unwinding	81	963.9	1560	-7.69	-24.64	22900	-43.33	-36.38	2472340	0.85	585504	Long Unwinding
Long Unwinding	3782	861.2	83720	-29.69	-29.26	23000	-33.33	11.85	8188440	1.2	1297780	Short Addition
Long Unwinding	472	761.15	6955	-5.31	-32.33	23100	-27.5	34.25	2833350	1.45	703805	Short Addition
Long Unwinding	1176	659.3	13780	-40.78	-35.07	23200	-20	6.58	4360590	2	1119181	Short Addition
Short Addition	2880	558.55	27430	75.1	-39.41	23300	-12.5	13.54	3934840	2.8	1640731	Short Addition
Short Addition	7451	467.7	47060	150.52	-43.36	23400	14.94	52.69	5423275	5	1730510	Long Addition
Short Addition	116590	367.45	486200	21.27	-49.38	23500	65.87	25.78	10304255	10.45	3491441	Long Addition
Short Addition	111112	278.9	256230	364.31	-55.72	23600	112.24	51.47	6437210	20.8	3297328	Long Addition
Short Addition	365188	199.3	736840	324.09	-62.65	23700	154.89	3.85	4957615	40.4	4294490	Long Addition
Short Addition	316621	164.2	536835	979.61	-66.53	23750	177.33	56.02	2686905	55.05	3006989	Long Addition
Short Addition	1869307	132.05	3016780	599.71	-70.33	23800	192.46	43.84	6488950	73.7	6926594	Long Addition
Short Addition	2042544	103.75	3100240	4722.65	-74.21	23850	195.29	104.48	3447080	94.05	5382699	Long Addition
Short Addition	6123048	79.65	8623355	1964.21	-77.83	23900	196.5	23.13	4829370	118.75	9740966	Long Addition
Short Addition	8468698	44.35	12316785	478.47	-84.3	24000	195.01	-55.6	3216720	183.35	4956270	Short Covering
Short Addition	4130769	24	6602830	293.13	-88.76	24100	177.99	-65.81	1378260	260.2	1163092	Short Covering
Short Addition	4046922	13.55	10731890	47.7	-91.29	24200	160.01	-70	1967095	353.1	571666	Short Covering
Short Addition	2777906	8.45	8810035	38.25	-92.29	24300	136.9	-47.6	1744665	447.75	185693	Short Covering
Short Addition	2068552	6	8594560	25.86	-91.9	24400	115.2	-59.76	593060	546.5	62161	Short Covering
Short Addition	2246523	4.7	13200460	33.59	-90.36	24500	96.53	-49.78	637910	642.55	53608	Short Covering
Short Addition	1452413	3.6	8139950	47.34	-88.55	24600	79.45	-31.49	209560	738.9	7219	Short Covering
Short Addition	1313183	2.85	7762885	56.73	-85.82	24700	68.88	-27.42	195780	843.55	3684	Short Covering



DISCLAIMERS & DISCLOSURES:

CERTIFICATION

I, Tency N. Kurien, analyst of Geojit Investments Limited, hereby certify that all the views expressed in this research report reflect our personal views about any or all of the subject issuer or securities. This report has been prepared by the Research Team of Geojit Investments Limited.

The Research Analyst hereby declare that:

- i. It is duly registered with SEBI as a Research Analyst pursuant to the SEBI (Research Analysts) Regulations, 2014 and its registration details are: INH000019567
- ii. It has registration and qualifications required to render the services contemplated under the SEBI (Research Analysts) Regulations, 2014 ("RA Regulations"), and the same are valid and subsisting.
- iii. Research analyst services provided by it do not conflict with or violate any provision of law, rule or regulation, contract, or other instrument to which it is a party or to which any of its property is or may be subject;
- iv. The maximum fee that may be charged by Research Analyst is ₹1.51 lakhs per annum per family of client.
- v. The recommendations provided by Research Analyst do not provide any assurance of returns.

COMPANY OVERVIEW

Geojit Investments Limited Corporate Identification Number (CIN): U66110KL2023PLC080586 and SEBI Registration Number - Research Entity: INH000019567, having its registered office at 7th Floor, 34/659 - P, Civil Line Road, Padivattom, Edappally, Ernakulam, Kerala, India, 682024 is an investment services company with memberships in National Stock Exchange (NSE), Bombay Stock Exchange (BSE), Multi Commodity Exchange (MCX) and National Commodity & Derivatives Exchange (NCDEX). GIL offers advanced trading and investing platforms, and in-depth research reports & recommendations on equities, commodities, currencies and bonds. As a depository participant of NSDL and CDSL, GIL offers comprehensive investment related services like de-materialization, transmission and, hassle free distribution of benefits from corporate actions. GIL as a SEBI registered Research Entity, prepares and shares research data and reports periodically with clients, investors, stake holders and general public in compliance with the Securities and Exchange Board of India Act, 1992, the Securities and Exchange Board Of India (Research Analysts) Regulations, 2014 and/or any other applicable directives, instructions or guidelines issued by the Regulators from time to time.

DISTRIBUTION OF REPORTS

This document is not for public distribution and has been furnished to you solely for your information and must not be reproduced or redistributed to any other person. Geojit Investments Limited will not treat the recipients of this report as clients by virtue of their receiving this report.

GENERAL REPRESENTATION

The research reports do not constitute an offer or solicitation for the purchase or sale of any financial instruments, inducements, promise, guarantee, warranty, or as an official confirmation of any transaction or contractual obligations of any kind. This report is provided for assistance only and is not intended to be and must not alone be taken as the basis for an investment decision. The information contained herein is from publicly available data or other sources believed to be reliable, but we do not represent that it is accurate or complete and it should not be relied on as such. We have also reviewed the research report for any untrue statements of material facts or any false or misleading information. While we endeavour to update on a reasonable basis the information discussed in this material, there may be regulatory, compliance, or other reasons that prevent us from doing so.

RISK DISCLOSURE

Geojit Investments Limited and/or its Affiliates and its officers, directors and employees including the analyst/authors shall not be in any way held responsible for any loss or damage that may arise to any person from any inadvertent error in the information contained in this report. Investors may lose his/her entire investment under certain market conditions, so before acting on any advice or recommendation in this material, investors should consider whether it is suitable for their particular circumstances and, if necessary, seek professional advice. This report does not take into account the specific investment objectives, financial situation/circumstances and the particular needs of any specific person who may receive this document. The user assumes the entire risk of any use made of this information. Each recipient of this report should make such investigation as it deems necessary to arrive at an independent evaluation of an investment in the securities of companies referred to in this report (including the merits and risks involved). The price, volume and income of the investments referred to in this report may fluctuate and investors may realize losses that may exceed their original capital.

TECHNICAL DISCLAIMER

We have prepared this report based on information believed to be reliable. The recommendations herein are based on 12-month horizon, unless otherwise specified. The investment ratings are on absolute positive/negative return basis. It is possible that due to volatile price fluctuation in the near to medium term, there could be a temporary mismatch to rating. For reasons of valuations/return/lack of clarity/event we may revisit rating at appropriate time. The stocks always carry the risk of being upgraded to buy or downgraded to a hold, reduce or sell. The opinions expressed are subject to change, but we have no obligation to tell our clients when our opinions or recommendations change. This report is non-inclusive and does not consider all the information that the recipients may consider material to investments. This report is issued by Geojit Investments Limited without any liability/undertaking/commitment on the part of itself or any of its entities. We may have issued or may issue on the companies covered herein, reports, recommendations or information which is contrary to those contained in this report. The securities described herein may not be eligible to all categories of investors. Reports based on technical analysis is focused on studying charts of a stock's price movement and trading volume, as opposed to focusing on a company's fundamentals and as such, may not match with a report on a company's fundamentals. We may have issued or may issue on the companies covered herein, reports, recommendations or information which is contrary to those contained in this report. Opinions expressed herein are our current opinions as of the date appearing on this report only. Geojit Investments Limited does not guarantee returns, profits, accuracy, or risk-free investments from the use of its research services. All opinions, projections, estimates in the reports are based on the analysis of available data under certain assumptions as of the date of preparation/publication of the report. Any investment made based on recommendations in the reports are subject to market risks, and recommendations do not provide any assurance of returns. There is no recourse to claim any losses incurred on the investments made based on the recommendations in the research report. Any reliance placed on the report provided by Geojit Investments Limited shall be as per the client's own judgement and assessment of the conclusions contained in the report. The SEBI registration, Enlistment with RAASB, and NISM certification do not guarantee the performance of the RA or assure any returns to the client.

JURISDICTION

The securities described herein may not be eligible for sale in all jurisdictions or to all categories of investors. The countries in which the companies mentioned in this report are organized may have restrictions on investments, voting rights or dealings in securities by nationals of other countries. Distributing/taking/sending/dispatching/transmitting this document in certain foreign jurisdictions may be restricted by law, and persons into whose possession this document comes should inform themselves about and observe any such restrictions. Failure to comply with this restriction may constitute a violation of any foreign jurisdiction laws. Foreign currencies denominated securities are subject to fluctuations in exchange rates that could have an adverse effect on the value or price of or income derived from the investment. Investors in securities such as ADRs, the value of which are influenced by foreign currencies effectively assume currency risk.

REGULATORY DISCLOSURES:

Geojit Investments Limited is a wholly owned subsidiary of Geojit Financial Services Limited. Group Companies / fellow subsidiaries of GIL are Geojit Financial Services Limited, Geojit Technologies Private Limited (Software Solutions provider), Geojit Credits Private Limited (NBFC Services provider), Geojit Fintech (P) Limited, Geojit IFSC Limited (a company incorporated under IFSC regulations), Qurum Business Group Geojit Securities LLC. (a joint venture of holding company in Oman engaged in financial services) Barjeel Geojit Financial Services LLC (a joint venture of holding company in UAE engaged in financial services) BBK Geojit Business Consultancy and Information KSC (C) (a fellow subsidiary in Kuwait engaged in financial services) and Aloula Geojit Capital Company (a joint venture in Saudi Arabia under liquidation. In the context of the SEBI Regulations on Research Analysts (2014), Geojit Investments Limited affirms that we are a SEBI registered Research Entity and in the course of our business as a stock market intermediary, we issue research reports /research analysis etc that are prepared by our Research Analysts. We also affirm and undertake that no disciplinary action has been taken against us or our Analysts in connection with our business activities.

In compliance with the above-mentioned SEBI Regulations, the following additional disclosures are also provided which may be considered by the reader before making an investment decision:

1. Disclosures regarding Ownership*:

Geojit Investments Limited confirms that:

(i) Geojit Investments Limited /its associates do not have financial interest in relation to the subject company (ies) covered herein/ has no other material conflict in relation to subject company, at the time of publication of the research report.

It/its associates have no actual beneficial ownership greater than 1% or more in relation to the subject company (ies) covered herein, at the end of the month immediately preceding the date of publication of the research report

Further, the Analyst confirms that:

(i) he, his associates and his relatives shall take reasonable care to ensure that they do not have stock holding in the securities covered herein, nor have any other financial interest, or other material conflict in the same, at the time of publication of the research report.

(ii) he, his associates and his relatives have no actual/beneficial ownership greater than 1% or more in the subject company covered, at the end of the month immediately preceding the date of publication of the research report

2. Disclosures regarding Compensation:

During the past 12 months, Geojit Investments Limited or its Associates:

(a) Have not received any compensation from the subject company; (b) Have not managed or co-managed public offering of securities for the subject company (c) Have not received any compensation for investment banking or merchant banking or brokerage services from the subject company (d) Have not received any compensation for products or services, other than investment banking or merchant banking or brokerage services from the subject company. (e) Have not received any compensation or other benefits from the subject company or third party in connection with the research report (f) The subject company is / was not a client during twelve months preceding the date of distribution of the research report, unless notified.

3. Disclosure by Geojit Investments Limited regarding the compensation paid to its Research Analyst:

Geojit Investments Limited hereby confirms that no part of the compensation paid to the persons employed by it as Research Analysts is based on any specific brokerage services or transactions pertaining to trading in securities of companies contained in the Research Reports.

4. Disclosure regarding the Research Analyst's connection with the subject company:

It is affirmed that, I, Tency N. Kurien, research analyst of Geojit Investments Limited have not served as an officer, director or employee of the subject company.

5. Disclosure regarding Market Making activity:

Neither Geojit Investments Limited /its Analysts have engaged in market making activities for the subject company.

6. Disclosure regarding conflict of interests

Geojit Investments Limited shall abide by the applicable regulations/ circulars/ directions specified by SEBI and Research Analyst Administration and Supervisory Body (RAASB) from time to time in relation to disclosure and mitigation of any actual or potential conflict of interest. Geojit Investments Limited will endeavour to promptly inform the client of any conflict of interest that may affect the services being rendered to the client.

Please ensure that you have read the "Risk Disclosure Documents for Capital Market and Derivatives Segments" as prescribed by the Securities and Exchange Board of India before investing.

7. Neither Geojit Investments Limited nor its Analysts have utilized any AI tools in the preparation of the research reports.

GRIEVANCE REDRESSAL

Compliance Officer

Ms. Indu K.

Geojit Investments Ltd

7th Floor, 34/659-P, Civil Line Road,

Padivattom, Edapally, Ernakulam,

682024

Kerala, India

Tele: 0484 -400 1367/ 641 1367

Email: compliance@geojit.com

Grievance Officer

Mr Nitin K

Geojit Investments Ltd

7th Floor, 34/659-P, Civil Line Road,

Padivattom, Edapally, Ernakulam,

682024

Kerala, India

Tele: 0484- 400 1363/ 641 1363

Email : grievances@geojit.com

STANDARD WARNING

Investment in securities market are subject to market risks. Read all the related documents carefully before investing.